

# GOOD DRIVER

---

*club*

<https://www.gooddriver.ai>

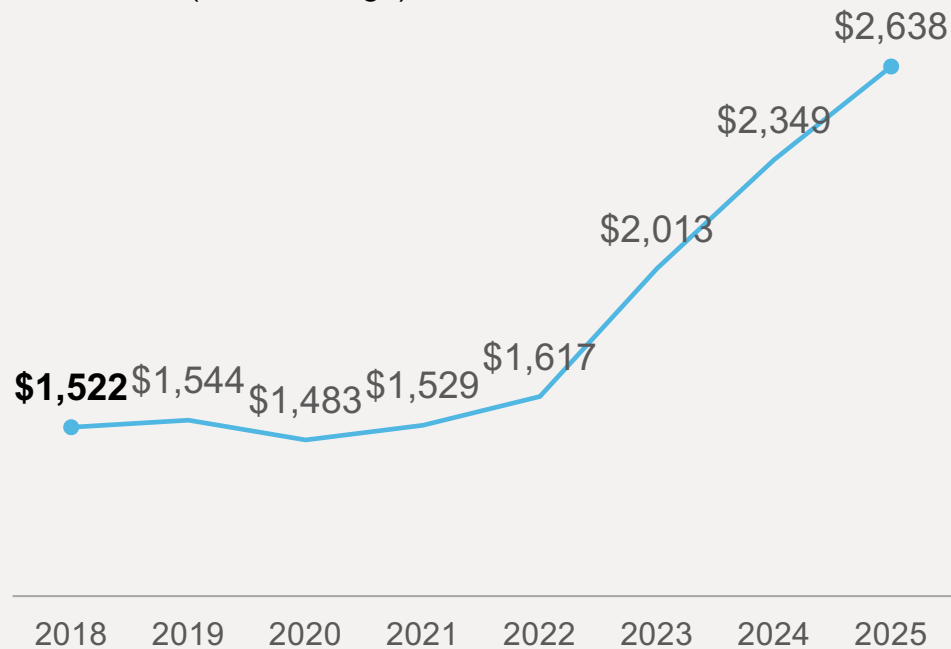
The GDC Program is not an insurance that guarantees loss payment. It is a community-based auto loss sharing program.

**WORRIED ABOUT  
RISING CAR  
INSURANCE COSTS?**

# Not Just Perception — A Real Trend

## 73% Surge in Car Insurance Premiums (2018–2025), 8% of Household Disposable Income Spent on Car Insurance

2018-2025 Average Annual Car Insurance Premium in the U.S. (Full Coverage)



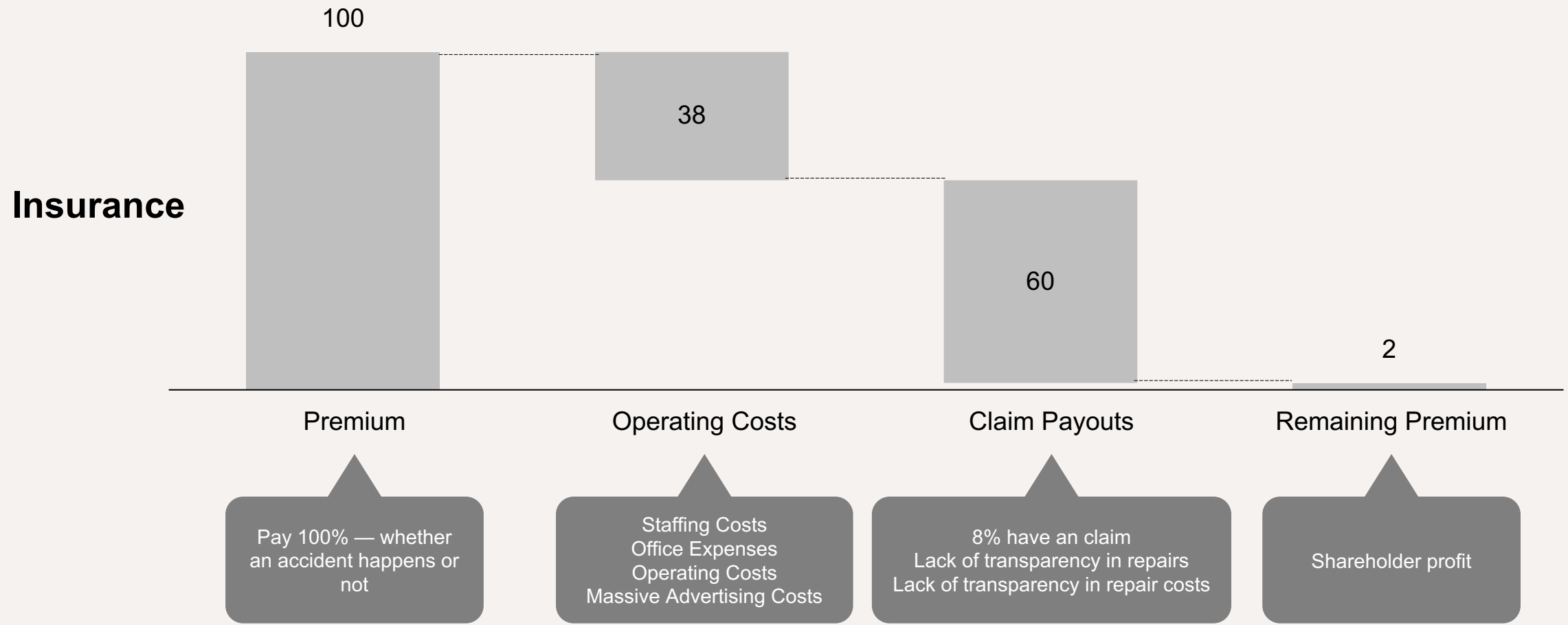
Unit: USD

	2023	2024	2025
median # of cars per HH	2.3	2.3	2.3
x Average full coverage premium	2,013	2,349	2,638
= total full coverage premium per HH	4,629	5,402	6,067
÷ Median HH disposable income, current dollars	69,600	72,660	75,400*
= % of car insurance costs as HH disposable income	6.7%	7.4%	8%

\* data source: US Census Bureau; Bankrate

- Full Coverage Definition: All figures are based on full coverage insurance, including liability, comprehensive, and collision coverage.
- Note: Median household disposable income 2025 is estimated using the growth rate of personal disposable income published by the BEA.

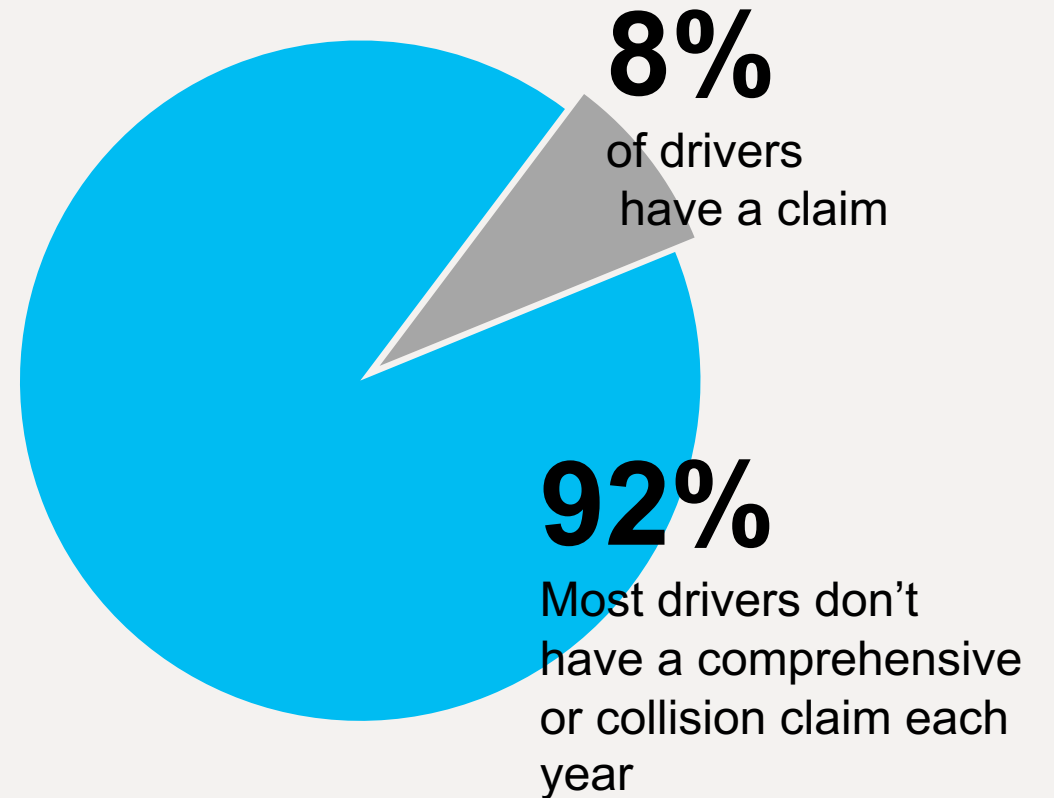
# Why Is Car Insurance So Expensive?



Source: State Farm® (2021 Annual Report) and internal analysis [statefarm.com/2021annualreport](https://www.statefarm.com/2021annualreport)

# Whose Risk Are You Paying For?

- 90%+ accident-free for years → Paying for others
- A single accident → Penalized for years
- Inexperienced driver in the household → Everyone's rates go up
- Single → Potentially considered high-risk
- Living in a high-risk area → Pay more, even if you drive safely

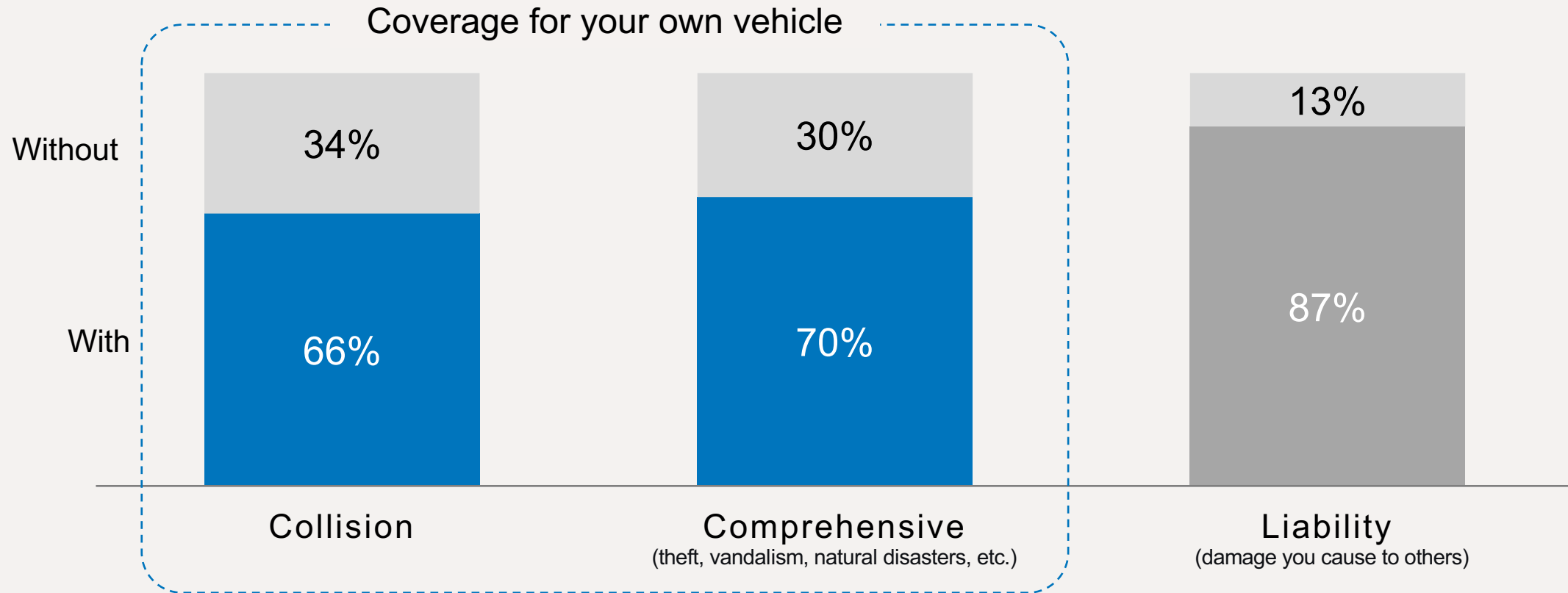


**Pricing is influenced by many factors,  
Not fully based on individual behavior!**

Based on industry data and analysis; results may vary by region and demographic.  
Source: Insurance Information Institute (III) and internal analysis  
<https://www.iii.org/fact-statistic/facts-statistics-auto-insurance>

# Do You Actually Have a Choice?

Share of Cars Without Coverage by Type (2020)



Source: Insurance Information Institute (III), "Auto Insurance Facts and Statistics 2024" based on ISO/NISS data, and Insurance Research Council (IRC), "Uninsured Motorists, 2022" study, and internal analysis.  
<https://www.iii.org/fact-statistic/facts-statistics-auto-insurance>

# What if you could save with no accidents?

---

## Damage to Your Own Vehicle → Join Good Driver Club

---

- Vehicle damage from an accident
- Non-accident damage (theft, vandalism, natural disasters, etc.)
- Roadside Assistance & Transportation Support During Repairs

## Damage or Injury to Others → Insurance

---

- Liability (property damage and bodily injury to others)
- PIP / MedPay (medical expenses)
- UM — Uninsured Motorist (Other driver has no insurance)
- UIM — Underinsured Motorist (Other driver's coverage is insufficient)

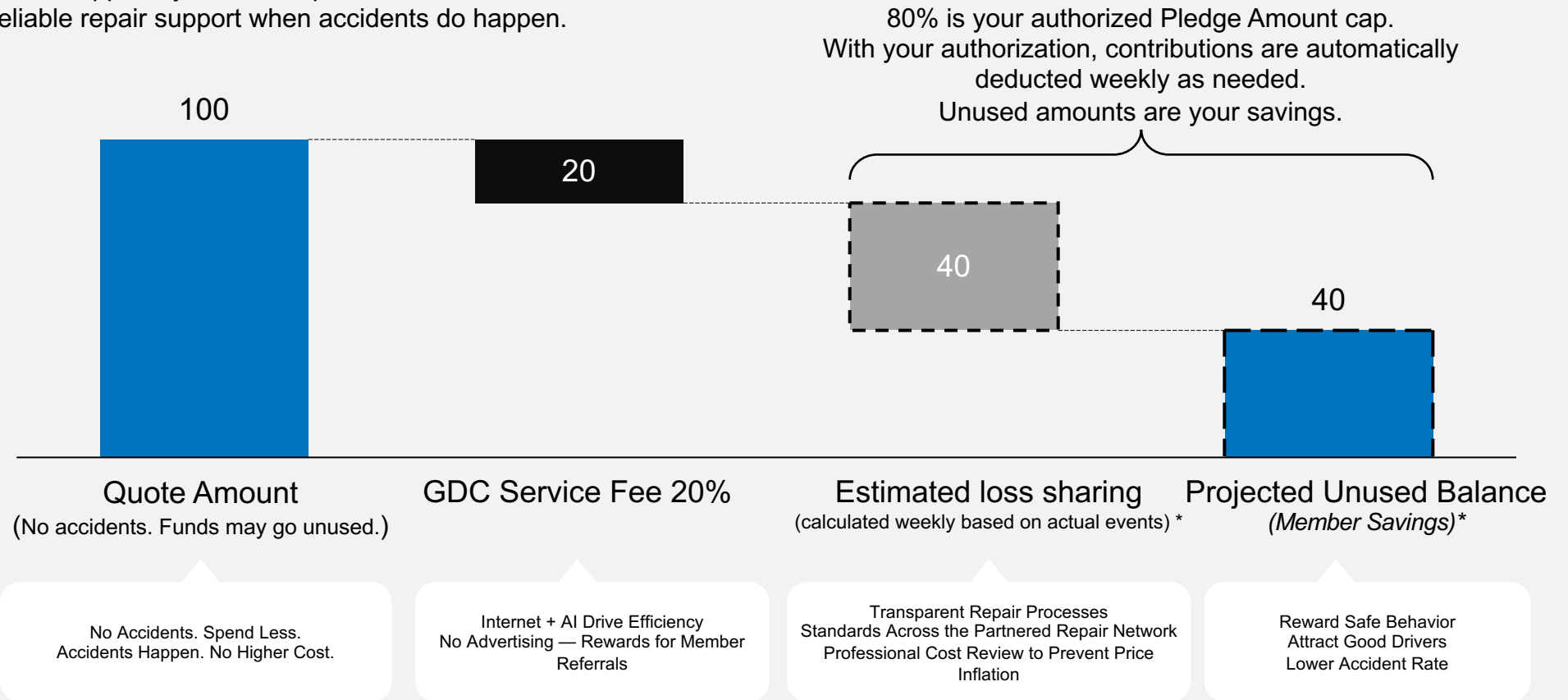
**Drive accident-free. Save up to 40%\***

No higher overall cost when an accident happens,  
with top-rated repair service.

\* The savings of 40% are not guaranteed and actual savings may depend on the driving behavior of the community.

# What makes it different from insurance?

Good Driver Club is not an insurance company — it is a mutual organization of good drivers. When one vehicle has an accident, Members share the costs through transparent rules, making cost allocation more efficient and fair. Combined with a full-service support system, it helps reduce costs when no accidents happen, and provides reliable repair support when accidents do happen.



\* The savings of 40% are not guaranteed and actual savings may depend on the driving behavior of the community.

Actual cost: \$639\*

= \$243 (20% Service Fee) + \$396 (shared cost for others)

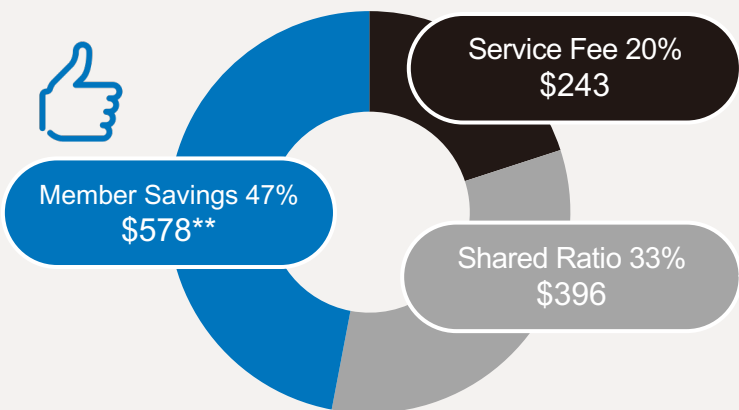
# Examples: How costs change in different scenarios?

## No Accidents, Save More

Quote Amount : \$1217

Actual cost: \$639\*

= \$243 (20% Service Fee) + \$396 (shared cost for others)



GDC average weekly cost:  $\$396 \div 24 \approx \$17$  (1.7%)

Insurance average weekly cost:  $\$974 \div 24 \approx \$41$  (4.2%)

Promotional benefit:

If a single allocation exceeds 3.75%, and Members are not required to contribute beyond this limit.

Figures are rounded for illustrative purposes.

\*\* Savings are not guaranteed and actual savings may depend on the driving behavior of the community.

Week	Date (Every Monday)	Weekly Sharing Amount + Transaction Fee +	Weekly Surplus * Compared With \$973.88/24 weeks = \$40.57 per week*
1	09/29/2025	\$15.42 +\$0.54	\$25.15
2	10/06/2025	\$2.87 +\$0.14	\$37.70
3	10/13/2025	\$0.00 +\$0.00	\$40.57
4	10/20/2025	\$6.77 +\$0.27	\$33.80
5	10/27/2025	\$24.68 +\$0.84	\$15.89
6	11/03/2025	\$32.07 +\$1.09	\$8.02
7	11/10/2025	\$15.05 +\$0.53	\$25.52
8	11/17/2025	\$12.81 +\$0.46	\$27.76
9	11/24/2025	\$23.21 +\$0.79	\$17.36
10	12/01/2025	\$34.89 +\$0.11	\$5.68
11	12/08/2025	\$0.00 +\$0.00	\$40.57
12	12/15/2025	\$18.27 +\$0.64	\$22.30
13	12/22/2025	\$17.37 +\$0.61	\$23.20
14	12/29/2025	\$26.07 +\$0.91	\$13.65
15	01/05/2026	\$17.52 +\$0.61	\$23.05
16	01/12/2026	\$12.65 +\$0.46	\$27.92
17	01/19/2026	\$16.07 +\$0.67	\$24.50
18	01/26/2026	\$19.04 +\$0.66	\$21.53
19	02/02/2026	\$23.80 +\$0.81	\$16.77
20	02/09/2026	\$19.34 +\$0.67	\$21.23
21	02/16/2026	\$16.81 +\$0.59	\$23.76
22	02/23/2026	\$9.34 +\$0.35	\$31.23
23	03/02/2026	\$14.70 +\$0.52	\$25.87
24	03/09/2026	\$15.61 +\$0.55	\$25.16
25			
		<b>\$395.69</b> +\$13.78	<b>\$578.19</b>

For illustrative purposes only. Actual shared amounts will vary based on community size and accident activity during the period.

## Accidents, No Higher Cost

Example: Loss Amount \$5000

- 900 Your Remaining Pledge Balance
- 500 Your Out-of-Pocket Amount
- = 3600 GDC Community Sharing Amount

How Allocation Works: Shared Proportionally Among Members

Your Allocation =

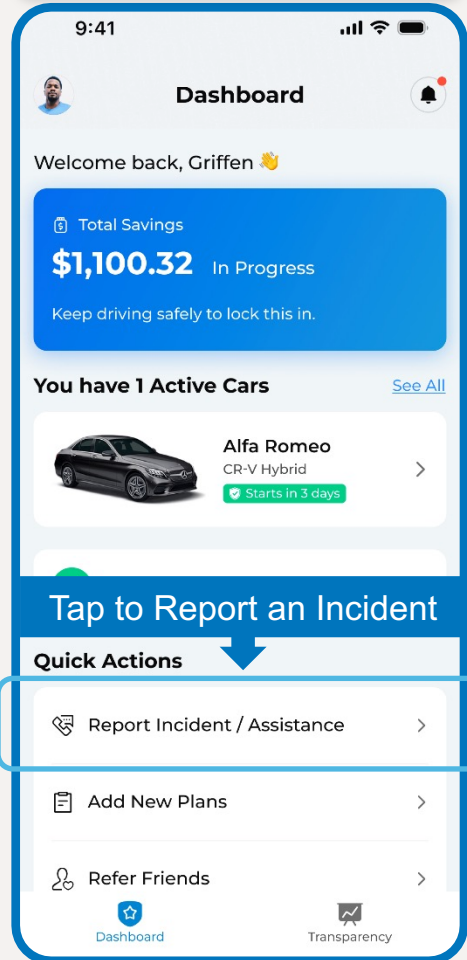
Total Shared Amount ÷

Total Remaining Pledge Balance of all GDC Members ×  
Your Remaining Pledge Balance

The shared ratio is dynamic and varies based on actual conditions.

# What about service and experience?

Member → Report Incident In The APP



## GDC Incident Support Team

30 years of experience in the auto physical damage industry

812 Moorefield Park Drive, Suite 100, Richmond, VA 23236



Led by industry leaders  
**David Clark**

- Former leader at several leading U.S. auto insurance companies
- Chair of the APD Sub-Committee at the American Property & Casualty Insurance Association (APCIA)
- Member of the Electric Vehicle Sub-Committee at APCIA
- Expert in optimizing workflows using AI and ML to enhance vendor services

ADS Operating Hours:  
Weekdays, 8 AM – 8 PM ET

## Partner Network

**Solv'd: Reliable Collision Repair Management...**

Choose a vetted shop near you, backed by a lifetime...



**ServiceUp: Concierge Collision Pickup and...**

Your vehicle can be picked up, repaired, and returned...



**Safelite: Auto Glass Repair, Replacement, an...**

Vehicle glass damage can be handled on-site or at a shop...



**LKQ Corporation: Alternative Parts Partner**

Quality alternative parts come with warranty support and...



**Copart: International Salvage Auction and...**

If your vehicle is a total loss, Copart handles the auction...



**Vecto: Rideshare and Rental Partner**

Rideshare or rental service is arranged with no upfront...



**Nexterra: Hail and Overspray Repair Partner**

Many dents can be repaired without repainting, backed b...



**Additional Service Partners: Inspections,...**

If your repair needs extra review, a specialist can come...



- Over 5,000 GDC partner repair shops across the U.S.
- Standardized pricing with multi-party review
- Lifetime guarantee on workmanship & repair quality

Designed to benefit Members and ensure consistent pricing and service quality, repairs are handled within GDC's trusted partner network.

- OEM parts are prioritized for safety items;
- Other parts are sourced through LKQ, with carefully vetted, certified aftermarket options.

If no partner shop is available within a 25-mile radius, we'll work with you to find a suitable solution.

# Who's Included? Fair Cost Sharing, No Luxury or Commercial Vehicles

---

## Who Can Join

### Eligible vehicles:

**Vehicle Type:** 9 seats or fewer

**Original Retail Value:** ≤ \$100,000

#### Model Year:

- \* US & EU Coupes/Sedans: ≤15 yrs
- \* Other brands/models: ≤20 yrs

#### Vehicle Usage :

- \* Non-commercial
- \* ≤ 30,000 miles/year



## How We Keep It Fair

To remain eligible for renewal, a Member must report no more than one eligible service event within the last six months.

- The first glass-only replacement is not counted.



### Ineligible Vehicles

Commercial-use vehicles (e.g., Uber, delivery, construction vehicles); Luxury, high-performance, antique and classic vehicles, motorcycles, RVs; Leased vehicles; Vehicles without liability insurance or in violation of regulations; Salvage or rebuilt vehicles (post-total-loss reconstruction); Vehicles from NY, AK, HI, MA, and RI are not eligible.



**GOOD  
DRIVER**  
*club*

**Q & A**

# About Us: A Silicon Valley Tech Company Managing Mutual Support Services, Not Insurance

<https://www.gooddriver.ai>



## Founder / CEO: William Tu

Stanford MBA  
Former President of Stanford Stanford GSB Alumni Association  
Previously with McKinsey, Trident Capital (Silicon Valley), and P&G  
— with extensive experience in strategy consulting, corporate venture capital, and entrepreneurship.

## Investors: Ribbit Capital & Hedosophia

Our investors have backed companies that reshaped industry norms:  
Robinhood · Coinbase · Root · Airbnb · Uber · SoFi

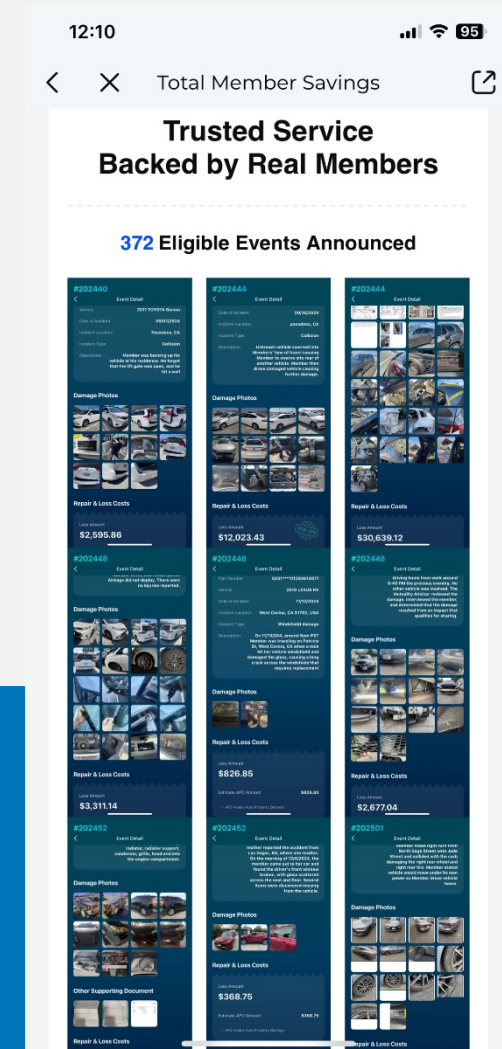
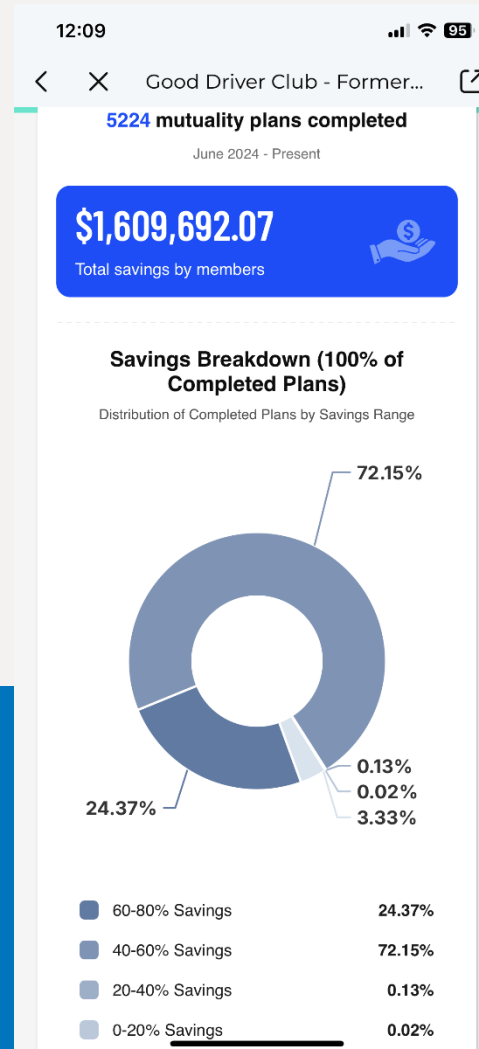
## Company Milestones:

- 2022: Company Founded | Established the regulatory, governance, and risk control foundation
- 2023: Service Infrastructure Development | Developed the app, and built nationwide repair service capabilities.
- 2024: App Launch| June marked the arrival of our first members on the app
- 2025: Demonstrated Product Success| Demonstrated significant cost savings, high renewal rates, and top-rated repair services.
- 2026: Brand and App Upgrade| Opening a new chapter



# Why Drivers Are Choosing GDC?

Real Data. Proven Value.  
Scan to View Live Data.

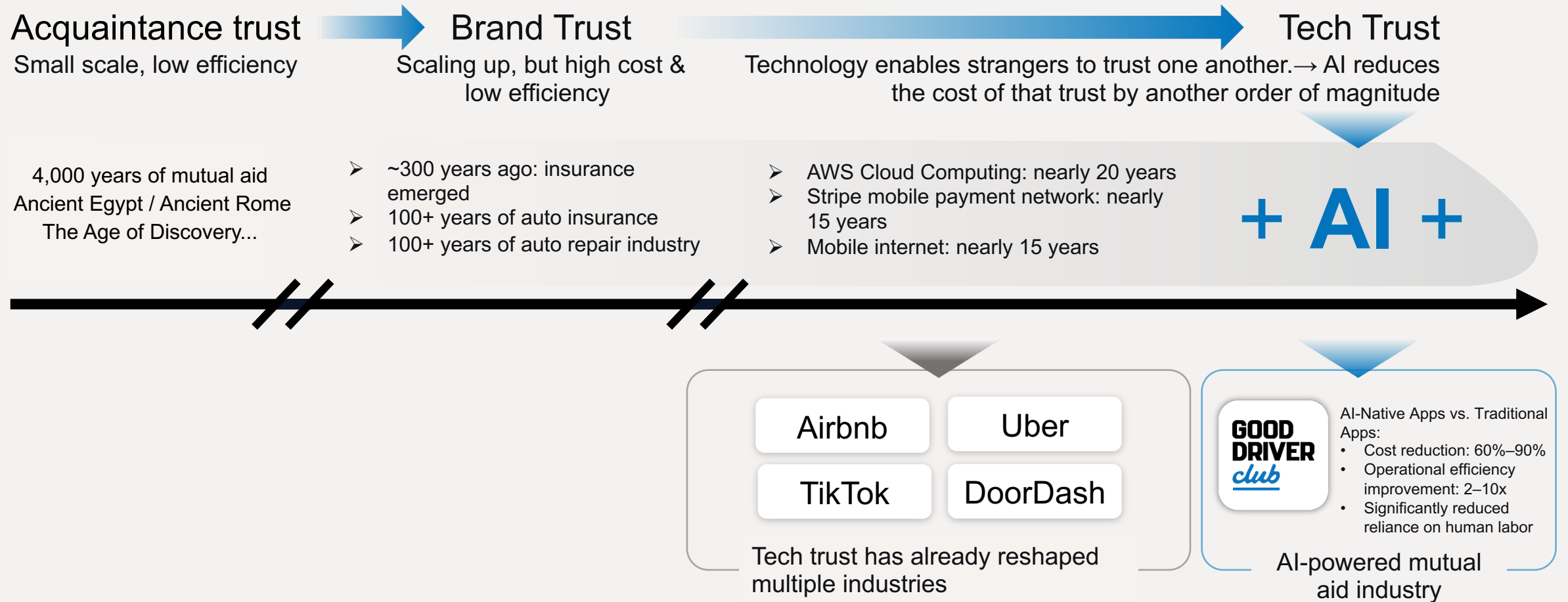


# From Institutional Control to Transparency & Rules

The image displays five mobile app screens, each representing a different area of transparency:

- Transparent Operations:** Shows program stability with a 'Transparency' header and 'In Good Standing' status. It includes metrics for Effective Plans (6,428) and Total Remaining Pledge Balance (\$2,189,536). It also shows Pledge Utilization at 24.93% and Plan Progress at 48.63%.
- Transparent Use of Funds:** Features 'Weekly Announcements' for Week 11, 2026, with 6 new incidents and a total authorized sharing amount of \$17,157.13. It also shows data for Week 10 and Week 09.
- Transparent Incident Handling:** Displays 'Mutuality Events' for Week 10, 2026, with a total authorized sharing amount of \$55,823.51. It includes a 'Contributions Summary' showing a 'You Shared' amount of \$14.50.
- Transparent Repair Pricing:** Shows 'Damage Photos' and 'Other Supporting Document' for a repair. It details 'Repair & Loss Costs' with a loss amount of \$3,311.14 and a secondary sharing amount of \$10,000.00.
- Transparent Service Quality:** Focuses on 'Good Driver Club Service' and 'Meet the Team Behind Your Repair'. It explains how GDC handles total losses and provides information on declined reviews and repair timelines.

# Why Is This Model Possible Now?



# Get Ready: Your Declarations Page & Driver's License



## Declarations Page PDF

### The Information We Need

#### Renewal Auto Policy Declarations

To report a claim please call (800) 503-3724

INSURANCE

#### Policy Period

From: 01/01/2025 12:01 AM  
To: 01/07/2025 12:01 AM  
Standard time at the address of the Named Insured

#### Policy Number

#### Agent

#### Company

#### Named Insured

Steve  
Brooklyn, NY 11201  
USA

#### Important Information

Date Sent: 01/12/2024

The enclosed Auto Insurance Renewal Bill and the U-251 IMPORTANT NOTICE are part of this policy. These specify the amount of your premium, your payment options, any applicable fees, and the due date. Your automobile insurance expires and coverage ceases at 12:01 AM on 01/07/2025. Coverage under this policy will become effective provided you pay the premium and any applicable fees as indicated on the Auto Insurance Renewal Bill. If you have any questions, please contact your agent at the phone number provided above.

All endorsements and pending changes applicable to your Mercury Insurance Company policy will be carried over to this new Mercury Insurance Company policy.

This Declaration provides only a summary of coverage. All coverage is subject to the terms, conditions, and exclusions of the policy contract.

#### Discounts

2023 TOYOTA COROLLA - Exceptional Driver, Good Driver, Group Discount, Multi-car  
2022 BMW 330I - Good Driver, Group Discount, Multi-car

#### Listed Drivers

Steve 30  
Natas ence:15  
Tony  
Bruce 17

#### Excluded Drivers

Pete  
Sam

The Designated Excluded Drivers – Coverage Exclusion is applicable to all coverages, including but not limited to, liability and uninsured motorists, provided now or later. It is agreed that the insurance afforded by this policy shall not apply nor accrue to the benefit of any insured or any third-party claimant when any motor vehicle is being used or operated by an

### No Sensitive Information

Excluded Driver designated above, regardless of where the person resides or whether the person is licensed to drive. Please refer to the terms of your auto policy.

#### Additional Household Members

None

#### Vehicles and Coverage Limits

2023 TOYOTA COROLLA, VIN: #  
Garaging Address: 123 Hero Lane Brooklyn, NY  
Primary Use of the Vehicle: Pleasure  
Current Term Annual Mileage: 6,000  
Renewal Term Annual Mileage: 7,000  
Current Term Mileage Program: Estimated  
Renewal Term Mileage Program: Estimated

Coverages	Limits	Premium
Bodily Injury Liability	\$100,000 each Person/\$300,000 each Accident	\$610.00
Property Damage Liability	\$100,000 each Accident	
Uninsured/Underinsured Motorist Bodily Injury	\$30,000 each Person/\$60,000 each Accident	\$74.00
Uninsured Motorist Property Damage/Collision Deductible Waiver	\$3,500 each Accident	\$7.00
<b>Total Premium for 2023</b>		<b>\$691.00</b>

2022 BMW 330I, VIN: 11  
Garaging Address: 123 Hero Lane Brooklyn, NY  
Primary Use of the Vehicle: Pleasure  
Current Term Annual Mileage: 8,000  
Renewal Term Annual Mileage: 9,000  
Current Term Mileage Program: Estimated  
Renewal Term Mileage Program: Estimated

Coverages	Limits	Premium
Bodily Injury Liability	\$100,000 each Person/\$300,000 each Accident	\$786.00
Property Damage Liability	\$100,000 each Accident	
Uninsured/Underinsured Motorist Bodily Injury	\$30,000 each Person/\$60,000 each Accident	\$75.00
Uninsured Motorist Property Damage/Collision Deductible Waiver	Collision Deductible Waiver Applies	\$4.00
Comprehensive	Actual Cash Value Less \$1,000 Deductible	\$31.00
Collision	Actual Cash Value Less \$1,000 Deductible	\$518.00
Rental	\$40 each Day/Maximum 30 Days	\$29.00
Roadside Assistance	\$75 Towing and \$75 for Non-Towing Services per Occurrence/Maximum 3 Occurrences	\$4.00
Non-Factory Equipment	\$1,000	Included
<b>Total Premium for 2022 BMW 330I</b>		<b>\$1,447.00</b>

Subtotal Policy Premium (All Vehicles)	\$3,315.00
Fraud Fee	\$2.64
<b>Total 6 Month Policy Premium (All Vehicles)</b>	<b>\$3,317.64</b>

#### Policy Contract and Endorsements

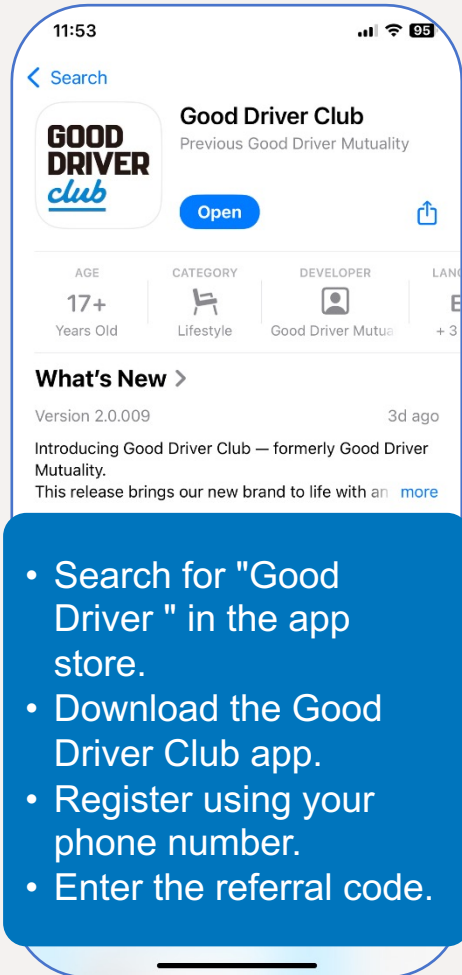
Your insurance policy and any endorsement(s) contain a full explanation of your coverage. The policy contract is form U-10 MIC California Auto Policy (03/2023). The contract is modified by endorsement(s):

If you have

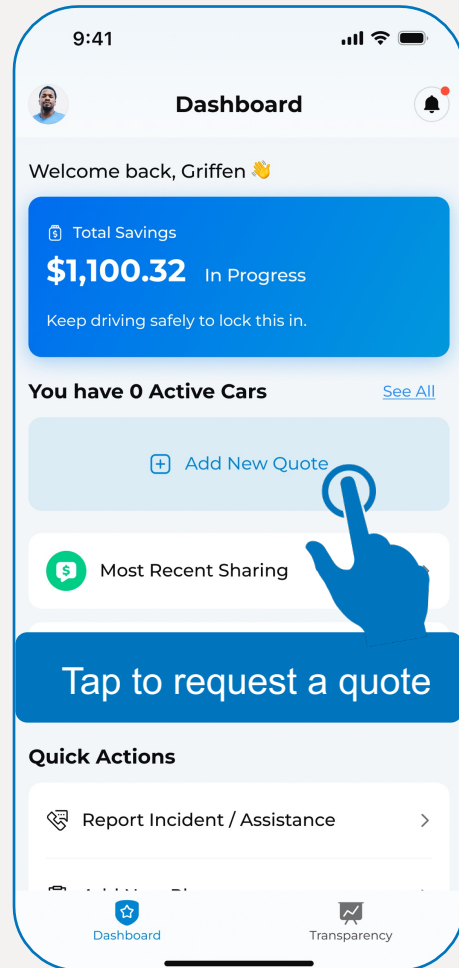
Reminder: Only drivers included on the Plan can pay the Service Fee and take part in weekly contributions.

# GET YOUR QUOTE

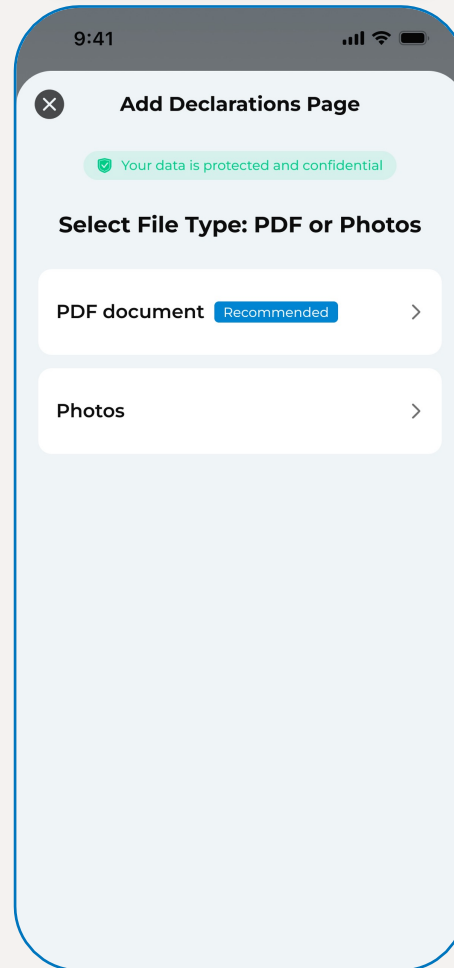
Download GDC App



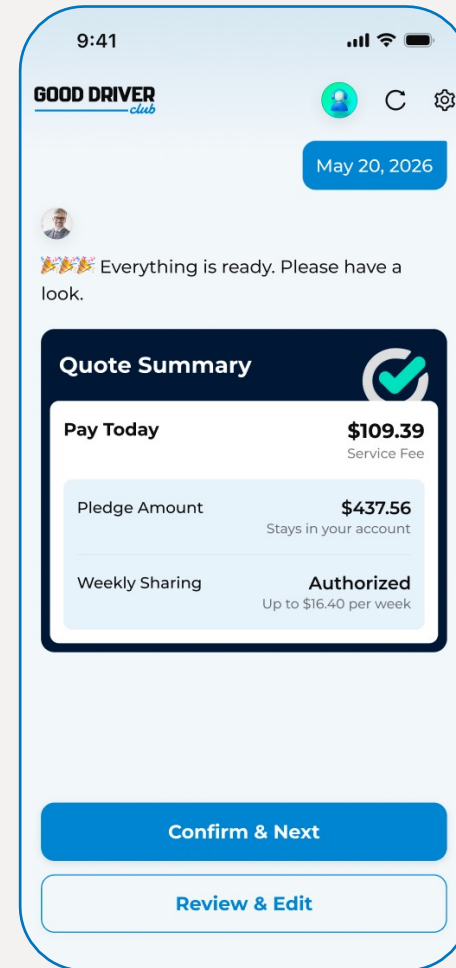
Request a quote



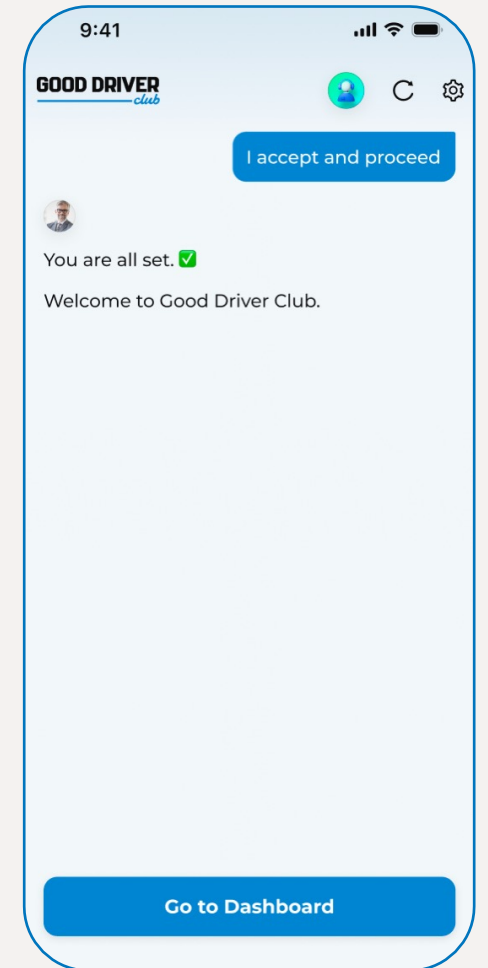
Upload Declarations Page (PDF/photos)



Review Your Quote Summary



Join GDC



**GOOD  
DRIVER**  
*club*

<https://www.gooddriver.ai>

**WE HELP GOOD DRIVERS  
KEEP MORE OF THEIR MONEY.**

